

Autoline Release Notes

Revision 8.35.9304B

This document was last modified on 14th November 2008.

Contents

[Introduction](#)

[System Requirements](#)

[Notes](#)

DISCLAIMER

ADP have taken all reasonable care in preparing these notes. However, nothing contained herein changes the Standard Terms and Conditions of the ADP Uniform Agreement for Hardware Sales, Software Licensing and Maintenance under which the product was acquired, nor increases ADP's customer liability. ADP, nor its subsidiaries, are liable for any incidental or consequential damage in connection with or arising from the use of the product. Further, ADP reserves the right to revise or make changes to the release notes from time to time without obligation to notify any persons or customers of such revisions or changes.

NOTICE TO USER

The release notes should not be construed as representing or inferring any guarantee or warranty with respect to the software named herein. Occasionally, changes or variations exist in the software that are not reflected in the release notes.

© ADP. All rights reserved.

ADP, Cygnet Way, Charnham Park, Hungerford, RG17 0YL. (UK)



Introduction

These release notes are compiled to provide information about enhancements and features.

Note: The release notes are incremental and therefore only cover the changes and enhancements that have been programmed since the 8.35.9304 release.

Icons have been included to highlight the following:



Enhancements that may require further training.



Enhancements that require parameter, system utility or configuration changes.

System Requirements

Connection Manager, offering greater reliability and functionality over telnet, is the only recommended connection method for systems running KCML6.

Available memory should be 10 MB per user.

Windows 2000 and Windows XP are the recommended operating systems for PCs that run Kclient. Earlier Windows products unsupported by Microsoft are no longer endorsed as recommended platforms for KClient.

For optimal screen displays, we suggest screen resolution be set to 1024 x 768 on hardware that will support this.

- **KClient version used for KCC 9304B testing** - version 06.20.08.10293 - or newer
- **KCML upgrade used for KCC 9304B testing** - version 06.20.08.10293 - or newer
- Licence upgrade to include an Autoline Unrestricted licence
- To use **KCBT**, a KCBT viewer is required on all client PCs concerned.
- KClient setup file and KCML IMAGE files for all operating systems can be found on <http://www.kcml.com/kcml/06.20/>

Note: For systems using a non-standard back-up method that creates a token file in /tmp on completion of the back-up, administrators will need to be aware that the system now uses \$WORKSPACE instead of /tmp. Please refer to your Technical Consultant to ensure that changes have been made to accommodate this.

Note: New CRM and OCX integration with Outlook requires MS office XP (otherwise known as MS office 10 or MS office 2002)




Aftersales


Point of Sale

Menu option	Form/Tab	Description
		<p>40664 - R8 - The two Point of Sale operator parameters - " Allow WIP creation " and " CRM WIP update operator " now work Independent of each other. You will not be able to have both of them set anymore because they were conflicting with each other and causing problems when entering POS from CRM or entering POS with the CRM WIP operator flag set. The two parameters have now been moved and grouped together in Miscellaneous Controls on the Other controls tab in the POS operators file.</p> <p>If you are working from CRM and entering POS you will need to have the POS operator parameter CRM WIP update operator set and this will do the following -</p> <p>Customer WIP - When coming from CRM with a customer and vehicle, the WIP is loaded with full POS access except workshop loading which is disabled until a labour line has been added to the WIP. The form header will also display the option you have selected in CRM. (CRM Customer WIP)</p>
Introduced in 9304C	WIP form	<p>Update WIP (Blank WIP) - When coming from CRM the WIP is disabled except for the WIP number search, this option is only used when you want to update an existing WIP. You cannot create a new WIP. When you load an existing WIP the New Product field is enabled and workshop loading so that you can update the WIP. The form header will display the option you have selected in CRM. (CRM Update WIP)</p> <p>WIP Wizard - When coming from CRM with a customer and vehicle the WIP is loaded with full POS access and the form header will display the option you have selected in CRM. (CRM WIP Wizard)</p> <p>If you have the POS operator parameter CRM WIP update operator and you go into POS the WIP will be non editable except for the WIP number search. When you load an existing WIP the New Product field is enabled and workshop loading so that you can update the WIP. You will not be able to create a new WIP.</p> <p>If you are working from POS you will need to have the POS operator parameter Allow WIP creation set and this will give you normal access to POS.</p>

Workshop Loading

Menu option	Form/Tab	Description
-	-	<p> 1934 - E8 - In the Labour section of the Aftersales Statistics program there is a tab called Workshop which contains all the technicians names. A MS control has been added to display the technician number in front of the technician name.</p>
-	-	<p>31451 - R8 - H load status is no longer a valid status - due to problems it causes playback - when a wip should be booked in to stop it dropping off. It is still possible to put invstat to H to keep a wipno open. When WL is switched off H is a valid load status. With WL Off now it is not possible to use batch input clockings, you can only use batch input if wipno has been booked in.</p>









Environment

Menu option	Form/Tab	Description Document Archive
-	concatenate TIF/RTF	 <p>33105 - R8 - This has been changed in the way it archives SP scanned documents. Instead of leaving them where they are uncompressed in IDOCS taking up 1 inode each on server they are now concatenated into daily files per document type inside CDOCS Directory using SP & Year and day and month. The system will also now check size of concatenated files and create a SUB daily folder using a julian day and _1 so SP20052210 is a flat file for 22nd of October which gets written too and eventually gets to 32000 blocks in size and still needs to add more daily docs for that day. This would panic before but now creates a second file called... SP20052210.2453666_1 which effectively is the current contents of SP20052210 copied/renamed as SP20052210.2453666_1 (.2453666 is the julian day) this carries on writing to a Now Empty SP20052210 but once again there may be still loads of files left in SP/IDOCS to write to that daily file and SP20052210 again gets to 32000 blocks in size and this time creates a 2nd file called SP20052210.2453666_2 and so on.</p> <p>Tip: In several years time when there are possibly 1000's of flat files in CDOCS it may be necessary to revisit this change as some customer sites may take a very long time to retrieve a document as it reads all the flat files in CDOCS until it gets to the correct one and breaks. Under heavy testing it seem pretty quick but we know that some users do an incredible amount of scanning.</p> <p>Note: When a customer runs this for the first time with qa applied it may take hours/all day for this to compress and create flat files. This will not only slow server down to a crawl but could prevent users from logging in next morning, if option is inside timed eod. My suggestion would be to speak to customer and see what would work best for them the first time this is run.</p>

Global Module

-	-	34014 - R8 - This change (gone back to 9304) stops the adhoc button appearing on GB/GEDIT form if a users priority is below that for adhoc use in that particular module. Some Adhoc menu default priority of 0 was changed to 4 and those that were higher than 4 were left at current priority.
-	-	34940 - R8 - This Change on other Diary search means that generate address book no longer has any affect on other users displayed because the other users drop down now searches gb_users file and will search name email and userid fields. This was done because generate address book was the search file but this flat file generates different results depending on gb users email address <> " " for example helloworld@hotmail.com. This now prevents diary entries against email address and search will only find diary/entries for the actual gb userid login used.

Customer Relationship Management

Menu option	Form/Tab	Description
-	-	  1504 - E8 - Sales and related CRM activity targets can be analysed and compared in line with the new statistics function introduced in Rev8-35-9304.
-	-	  1729 - E8 - A facility has been added to specify Identified Non-Duplicates (IND). We have provided a mechanism to identify records that the system suggests are duplicates, based on normal selection criteria, and tag them as individual records in their own right, or Identified Non-Duplicates. Based around a table with two pointers, from and to each record, the system will allow an unlimited reference to similar but individual records.
-	CRM>Reports and enquiries	2677 - E8 - Seven new sales reports have been added to the Reports and enquires menu in CRM.
-	-	 28012 - R8 - The current and previous mileage fields can be displayed on the vehicle history tab.
-	-	 28069 - R8 - This enhancement allows a new code for dealer options so that options such as road fund licence can be hidden in showroom even if they are in the vehicle spec.
-	-	  28543 - R8 - A site upgrading to 9304B from a previous release would have no data in the MK.event (stats event) file. There is now an option to extract data to the MK.event file so that Statistics are populated in CRM. This is a priority 9 access only.
My desktop	(Load a customer) Contacts	32249 - R8 - Currently on a customer record it is possible to record the best time to call information. This information can be viewed when following-up any contact.

Vehicles

Franchise Data

Main Menu

Menu option	Form/Tab	Description
Introduced in 9304C	-	3094 - E8 - This enhancement does not change any functionality but makes searching quicker for valid vehicles in Showroom. The change creates factory option types at model rather than franchise level when running a CAP import.
-	-	29672 - R8 - Auto line can already import data from Glasses for Cars, this enhancement allows commercial data supplied by Glasses to be imported into Autoline for valuations.


Showroom

Main Menu

Menu option	Form/Tab	Description
-	-	29484 - R8 - This function allows users to take deposits in showroom if a single SR company but multiple Sales ledger companies exist.
System Maintenance	Sales person settings	32250 - R8 - Qualifications can be set against sales person settings in showroom to Yes, No or Optional.
Quotations>Enquiry Builder>Finance details>UDF	Sales person settings	33473 - R8 - Figures validate when entered in the User defined Finance details form.

Vehicle Stockbooks

Main Menu

Menu option	Form/Tab	Description
-	-	 issue 25017 - R8 Added COSTSTAT of X on vspec (specification) once sublet order has been verified - update all relevant reports and programs to allow for this new status. Available from <ul style="list-style-type: none"> • 8273 iteration 40 • 9090 iteration 36 • 9304 iteration 26 • 9304A iteration 11 • 9304B iteration 1

